

WELCOME PACK

EASY GUIDE TO MAKE
THE MOST OF YOUR STAY

www.thestudiocheddar.com

AT A GLANCE

WE'VE GOT YOU COVERED

1

NEAREST DOCTOR

Cheddar Medical Centre - Roynon Way
BS27 3NZ

01934 742061

2

NEAREST VET

Axe Valley Vets
Unit 1, Saxon Court
BS27 3NA

01934 741292
24hr - 01934 712229

3

NEAREST DENTIST

Call NHS on 111

4

EMERGENCY SERVICES - 999/112

Fire - Our Address is 5 South Close, BS27 3TW

Accident and Emergency - Weston General Hospital - BS23 4TQ - 30 mins

EV Charging

EV Charging is available at a flat rate of £17.50 for 50kW

Scan the QR code to set up your session



Google Review

Leave us a review on Google for a chance to win a free stay!


It means a lot to us



Instagram

Follow us on Instagram!

Tag us in your reels and Stories



@THESTUDIOCHEDDAR

Facebook

Find us on Facebook


We love seeing what you got up to whilst you stayed here



WELCOME TO CHEDDAR

We hope that you enjoy your stay with us.
Enclosed within this pack are some local
recommendations and guides to make the most of your
time here.

PLEASE TAKE & SHARE
POSTCARDS FOR DISCOUNTED
FRIENDS & FAMILY STAYS



KEY INFORMATION

WE'VE GOT YOU COVERED

1

KEY CODE

The Key Code will be in the initial instructions sent to you through text/booking app.

Please return the keys to the keysafe outside on your departure.

2

WIFI LOGIN

Network: TheStudio

Password: TheStudio

3

IN CASE OF EMERGENCY

In the case of emergency, please contact:

Alex - 07947 610 502
Sam - 07751 734 093

EXTINGUISHERS & A FIRE
BLANKET ARE LOCATED IN
THE KITCHEN AND ARE TO
BE USED IN CASE OF AN
EMERGENCY.

PLEASE NOTIFY US
IMMEDIATELY IF THEY HAVE
BEEN USED SO WE CAN
REPLACE THEM

FOOD & DRINK RECOMMENDATIONS

CHEDDAR

1

DRAYCOTT CIDER BARN

Serving traditional locally brewed Ciders & Lager along with Pizzas and typical bar food.

5-10 Mins walking distance from here.

2

ZEN THAI* (THAI)

A personal favourite!

Authentic freshly cooked thai food with wide range of choices.

Takeaway menu is provided.

3

LA ROCCA* (ITALIAN)

Excellent italian food.

Mixed antipasti, risotto, pasta and pizzas dishes.

Takeaway menu is provided.

4

TUCKERS (FISH & CHIPS)

Traditional, Authentic English Fish and Chips.

With a sit in restaurant or takeaway options.

5

LION ROCK (TEA ROOM)

Multiple award winning.

Open all year round, fully licensed and serving the finest Loose Tea and Barista Coffee.

6

THE BATH ARMS*

High quality 'Country pub' style, serving local Cider and Ales.

Has an outdoor seating, bar food area and restuarant. Serves Sunday Roasts.

TOP TIP

*IT IS HIGHLY RECOMMENDED TO
BOOK A TABLE IN ADVANCE

LOCAL ATTRACTIONS SURROUNDING AREAS

1

CHEDDAR

The Gorge

Mini Golf

Caves

Restaurants

Hikes

2

CITY OF WELLS

Cathedral

Bishops Palace
Gardens

Farmers Market
(Weds/Sat)

Supermarkets

3

WOOKEY HOLE

Cave Attractions

Mini Golf

Museum

Penny Arcades

4

GLASTONBURY

Glastonbury Tor

Glastonbury Abbey

Abbey Park

Mystical High Street

5

WESTON SUPER MARE

Beach

Grand Pier

Winter Gardens
Pavilion

Helicopter Museum

6

CLARKS VILLAGE

Shopping Outlet

With over 90 designer
and high street brands

Coffee Shops

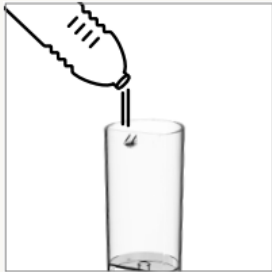
Restaurants

IT IS RECOMMENDED TO LEAVE
EARLY FOR PARKING AT THE GORGE

INSTRUCTIONS

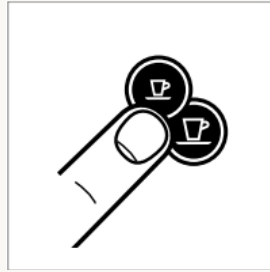
COFFEE MACHINE

1



Rinse then fill the water tank with fresh water.

2



Press the Nespresso or Lungo button to activate the machine.

3



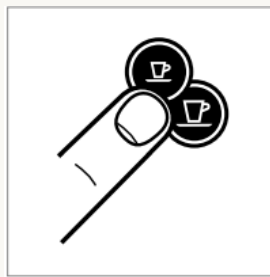
Lift the lever completely and insert the capsule.

4



Close the lever and place a cup under the coffee outlet

5



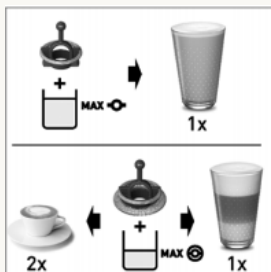
Press the Nespresso (40ml) or Lungo (110ml) button to select your desired strength.

6




Remove the cup. Lift and close the lever to eject the capsule into the container.

7



Fill milk frother up to one of the two «Max» level indicators

8



For hot milk, press button briefly. (Light up Red).

9



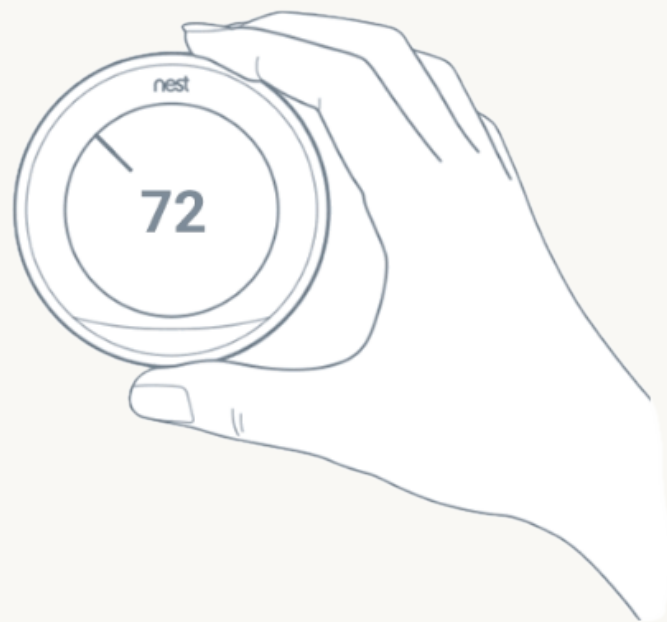
To wash the milk frother, only use tap water with soap. Do not put it in the Dishwasher.

CAPSULES ARE
COMPOSTIBLE

INSTRUCTIONS

HEATING THERMOSTAT

USE LIKE A NORMAL
THERMOSTAT



1

TEMPERATURE UP

Turn the ring **Clockwise**
when you want it a little
warmer

2

TEMPERATURE DOWN

Turn it **Anti-Clockwise**
when you want it a little
cooler

LIGHTING INSTRUCTIONS HOT TUB

1

HEATING TIMES

From cold, it takes approximately 2 hours for the hot tub to reach 38°C (may take longer in winter).

We recommend checking / adding logs every 20 mins.

2

KINDLING

Matches, Firelighters & Kindling can be found in the black tub.

Logs are stacked under the stairs.

Make sure vents & ash tray are open partially.

3

BUILDING THE FIRE (1)

Place some kindling on top of the grate and 1 firelighter on top and then light it.

Once caught, stack (Jenga style) a handful of kindling to start the fire.

4

BUILDING THE FIRE (2)

Add 1 log either side of the kindling stack. Then add more medium sized logs criss-cross shaped on top to nearly fill the log burner.

Keep feeding the fire as necessary.

5

BUILDING THE FIRE (3)

Once the fire has established and logs have started to reduce down to embers, there will be enough heat in the chamber.

Add as many logs as you can fit and repeat.

6

GLASSES / TOWELS

Stainless steel tumblers have been provided for use in the hot tub for your safety to avoid glass breakages.

Grey Towels are provided, which are can be found in the wardrobe.

THE HOT TUB IS WOOD FIRED
SCANDANAVIAN STYLE

LIGHTING INSTRUCTIONS

HOT TUB



HOT TUB DOES NOT HAVE
JETS OR BUBBLES FEATURE

INSTRUCTIONS

SOFA BED



1

OPERATION

To turn the sofa into the bed, grab the two handles and pull towards you as illustrated above.

Simply do the reverse to return it to a sofa.

2

BEDDING

Pillows, bedsheet and duvet can all be found under the 'L-section' of the sofa.

Simply lift the section up as illustrated in the picture above.

WE HOPE YOU SLEEP WELL

INSTRUCTIONS EV CHARGING

AUTOMATED CHARGING

1

PLUG IN

The Charger is on the side of the Main House, there is a 7m cable to reach your car.

7kWh Type 2 Charger



2

AUTHORISE SESSION

Scan the QR code to authorise the charging.

You can charge up to 50kW - £17.50 flat rate



3

ENJOY YOUR DAY

The charger will automatically start at midnight, and will be completed by 7am.

Please return the charger to the wall panel.